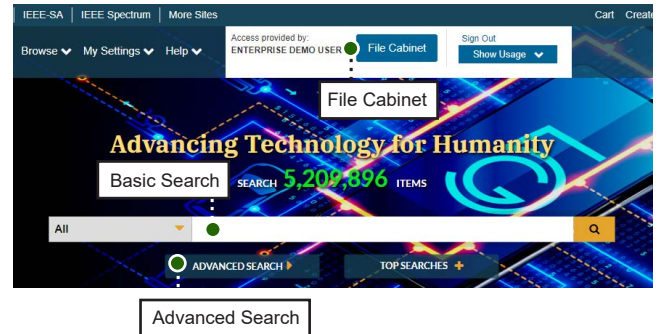


Search and Save with Your File Cabinet

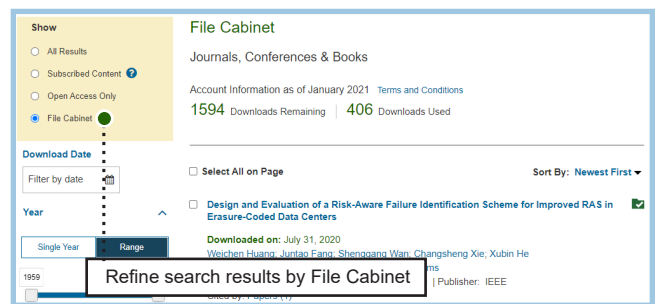
Start your search here

- » Enter search terms, Boolean operators, and field searches in the **BASIC**, **ADVANCED**, or **COMMAND SEARCH**. Use **ADVANCED** or **COMMAND SEARCH** to search within the full-text.
- » On the search results page, under **REFINE RESULTS BY**, use **SEARCH WITHIN RESULTS** to enter additional search terms.
- » You can also refine by **FACETS** such as Year, Author, or Affiliation. For example, to limit your search to one or a few authors, select the author(s) then click **APPLY REFINEMENTS** to view refined search results.



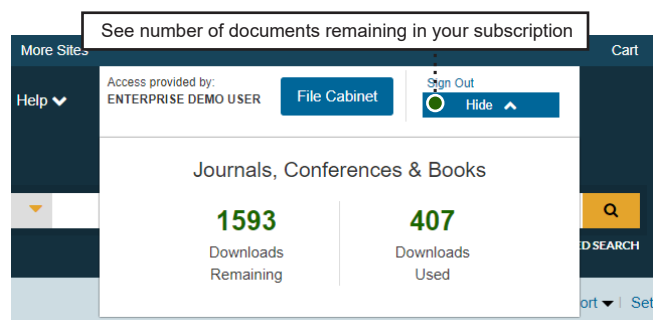
Saving a document to File Cabinet

- » The add to File Cabinet link **+ File Cabinet** indicates which documents are available with your subscription and indicates which documents have been previously downloaded to your file cabinet.
- » From a search result, click **PDF** or **HTML** to **VIEW AND ADD TO FILE CABINET**.
- » Once a document has been saved to your file cabinet, it is unlocked for viewing by your organization. The document will open automatically.



Using File Cabinet

- » Click **SHOW USAGE** on the top navigation bar to see the number of documents remaining in your subscription.
- » Click **Go To File Cabinet** to search and browse documents already in the File Cabinet.
- » Or you can filter within search results to see what is in your File Cabinet.
- » Note: Your subscription type determines the number of documents you can file.

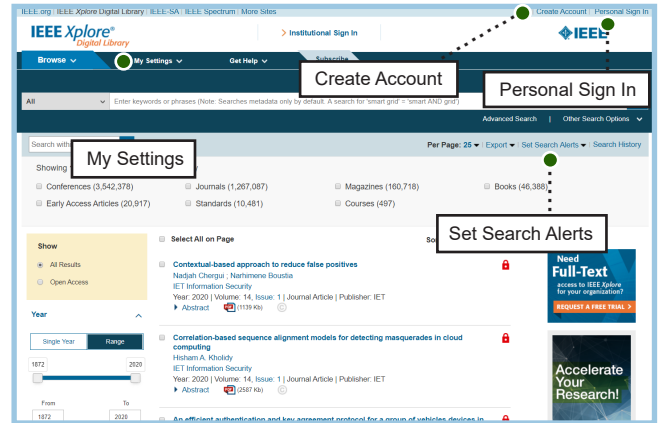


Tools, tips and training go to: www.ieee.org/onlinetraining

Keeping Current with IEEE Xplore

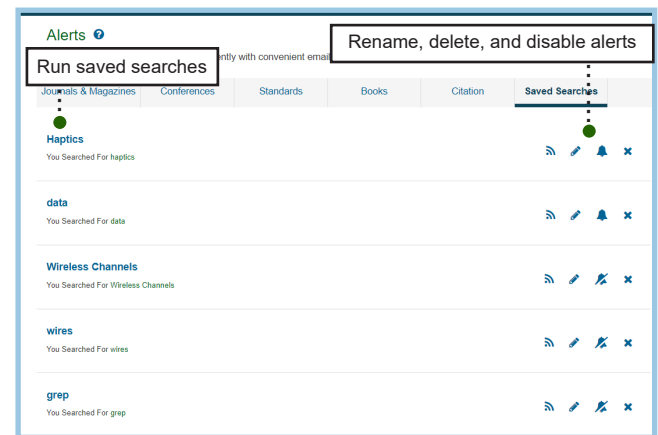
Save Search Alerts

- » Sign in with your free IEEE personal account or choose [CREATE ACCOUNT](#) to register.
- » Perform a search in IEEE Xplore. Refine or broaden until you are satisfied with your results.
- » Click [SET SEARCH ALERTS](#) from the Action Bar.
- » Name your Search Alert and choose [SAVE](#).
- » You will receive a weekly email as new content becomes available based on your specifications.



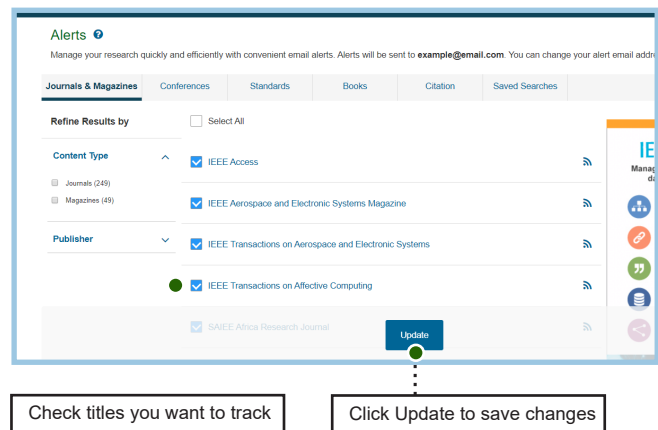
Manage Search Alerts

- » Sign in with your free IEEE personal account.
- » Go to [MY SETTINGS](#), choose [ALERTS](#), and select the [SAVED SEARCHES](#) tab.
- » Access up to 15 saved searches.
- » Run your saved search—click on the search name.
- » [DELETE](#) the Search Alert.
- » [DISABLE ALERT](#)—turn off emails but retain saved search for your account.



Content Alerts

- » Sign in with your free IEEE personal account.
- » Go to [MY SETTINGS](#) and choose [ALERTS](#).
- » Scroll to select titles you want to track—check multiple boxes at once.
- » Click [UPDATE](#)—you will start receiving Tables of Contents or other notifications when new content is published.
- » Navigate between tabs to set email alerts on Journals & Magazines, Conferences, Standards, and eBooks.



Tools, tips and training go to: www.ieee.org/training